

Android

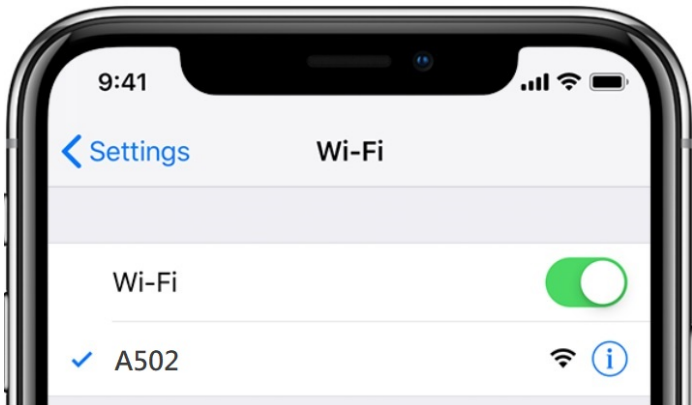
1. 打開電視，並切換輸入源為 **HDMI1**

2. 掃描 QR CODE，並安裝該軟體

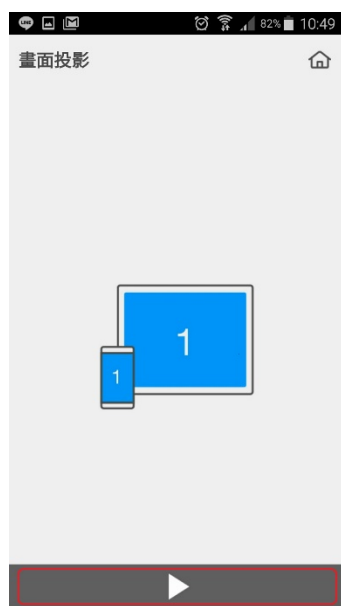



3. 連線至 Wifi：**A502**，並輸入密碼

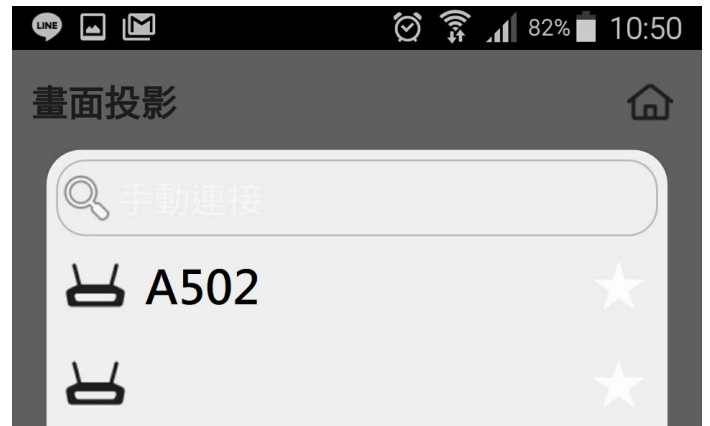
a502wepp



4. 點選紅色圈圈處



5. 點選該討論室 **A502**



6. 輸入電視所顯示的 **Code** 即可連線