

COVID-19 VACCINATION REGISTRATION AND RESERVATION GUIDELINES

預約打疫苗流程

If it is the first time you register to be vaccinated in Taiwan, please fill in this form:

https://docs.google.com/forms/d/e/1FAIpQLSfc8ia4_9_IT2hTINVLY8ls-n5l_kTQIdnhpo9zGkb3QSQ-dA/viewform?fbclid=IwAR2Abq_qvyy-VIJvv56YWIUuBHcEtXTZ2YVzYa7qHA_gN7JkxkyUY097UEg

Your personal information will be recorded. After 24 hours, you can make a reservation, see following steps:

Step 1: Hit the link/點下面的網址:

https://antiflu.cdc.gov.tw/Covid19?gclid=Cj0KCQjwyMiTBhDKARIsAAJ-9Vvx-x16zTwmKo-Ee98nWYZIjtCZ3EiRzd_Z21d9mFmAcyF56FzuRgUaAkzYEALw_wcB#

Step 2: Click “線市別” choose “台南市”




Step 3: Click “行政區” choose the area where you would like to make vaccination reservation. For example: “東區/歸仁區/南區”...

選“行政區”然後找你想要預約打疫苗的醫院或診所；建議選擇方便移動的地例如靠近火車站或公車站等。

Step 4: Choose a hospital or a clinic and check its situation. (See the picture)

點進去醫院或診所看提供疫苗種類和預約的狀況 (如圖)



 有看診資訊	Available
 無看診資訊	Unavailable
 當日休診	Day off

Step 5: Make a phone call to the chosen hospital or clinic, ask for reservation details then provide your personal information to make a reservation.

直接打電話到診所了解預約狀況並提供個人資料得預約時間。

For more information, please click the link:

想了解更多、請點下面的網址

<https://vaccine-query.tainan.gov.tw/searchReservable>